



[Descargar PDF](#)

	CASQUILLO E-405	
---	---------------------------	---



Referencia	Ext.	Int.	ALTURA
E-405	20	9	18

	CASQUILLO E-399	
---	---------------------------	---

Referencia	Ext.	Int.	ALTURA
E-399	19	7.6	16



	CASQUILLO E-172/15/6	
---	--------------------------------	---

Referencia	Ext.	Int.	ALTURA
E-172/15/6	20	6.5	15



	CASQUILLO E-361BIS	
---	------------------------------	---

Referencia	Ext.	Int.	ALTURA
------------	------	------	--------



E-361BIS	20	5	18
-----------------	----	---	----

	CASQUILLO E-218/9	
---	-----------------------------	---



Referencia E-218/9	Ext. 21	Int. 9	ALTURA 17
------------------------------	-------------------	------------------	---------------------

	CASQUILLO E-218/5	
---	-----------------------------	---

Referencia E-218/5	Ext. 21	Int. 5	ALTURA 17
------------------------------	-------------------	------------------	---------------------

	CASQUILLO E-427	
---	---------------------------	---

Referencia E-427	Ext. 15.75	Int. 8	ALTURA 15.80
----------------------------	----------------------	------------------	------------------------

	CASQUILLO E-427BIS	
---	------------------------------	---

Referencia	Ext.	Int.	ALTURA
E-427BIS	15.75	8	15.50